

Meet the Innovators: An Interactive Webinar with Three Fintech Startups

A Market Technology Division Webinar

December 14, 2016

Moderators:

Brian Adams, Executive Vice President & Chief Information Officer, Rosenthal Collins Group

Corbin Kidd, Chief Technology Officer, DV Trading

Speakers:

Jed Devine, Senior Account Executive, ChartIQ

Morgan Downey, Chief Executive Officer, Money.net

Greg Kenepp, President, Cloud9 Technologies



The webinar will be recorded and posted to the FIA website following the conclusion of the live webinar.

A question and answer period will follow each presentation.

Please use the “question” function on your webinar control panel to ask a question to the moderator or speakers. Questions will be answered at the conclusion of each presentation and again at the end of the webinar.



CHARTIQ + FIA EXPO

2016 Fintech Innovator

Jed Devine, Sr. Account Executive



December 14, 2016

We make charts.

One kind of chart...
for one kind of customer.

Why charts?

Why you? Candlestick charting was invented 250 years ago.

SOFTWARE OVER THE YEARS

Desktop Software

.Net

Java

C++


Web 1.0 Software

Flash

Silverlight

Java Apps

SOFTWARE OVER THE YEARS




✕

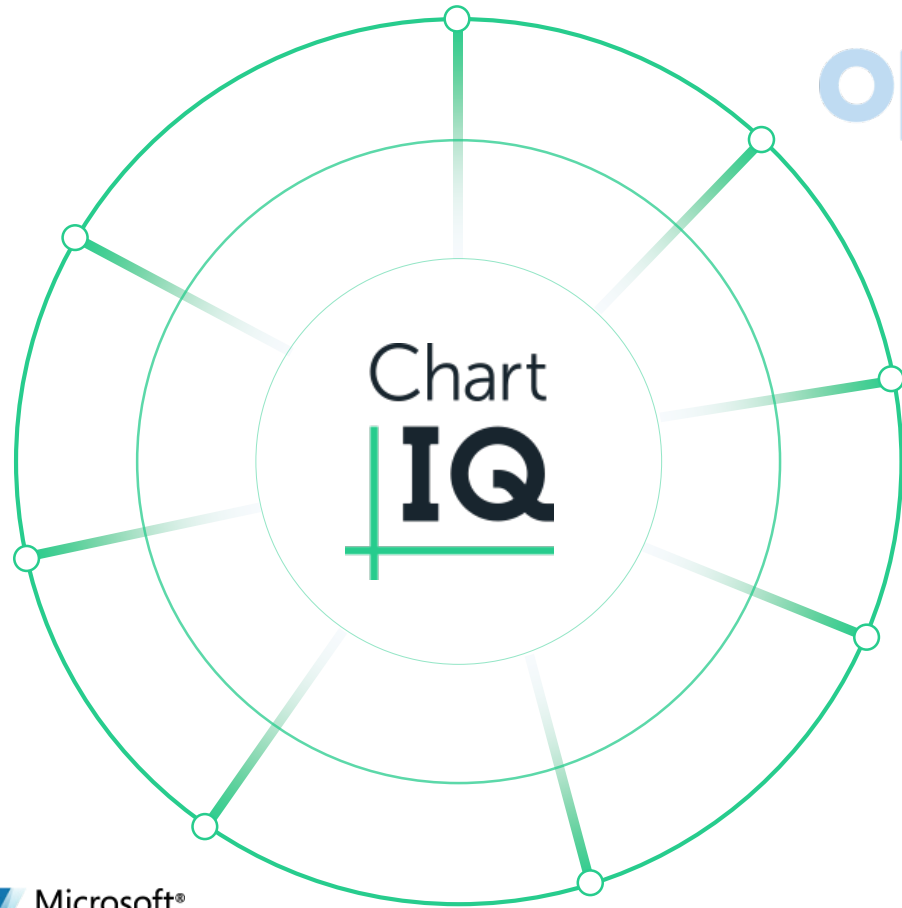
We're Sorry

This content requires Adobe Flash Player, which is not supported by your device. This content can be viewed on a desktop computer or on mobile devices that support Flash Player.

SOFTWARE OVER THE YEARS

...enter HTML5





SUCCESS STORIES Over 140 Clients Worldwide



THE TIME IS NOW.

Embracing HTML5

Retail to institutional, trading platform to web portal, the financial world is overhauling legacy technology stacks and moving to HTML5.



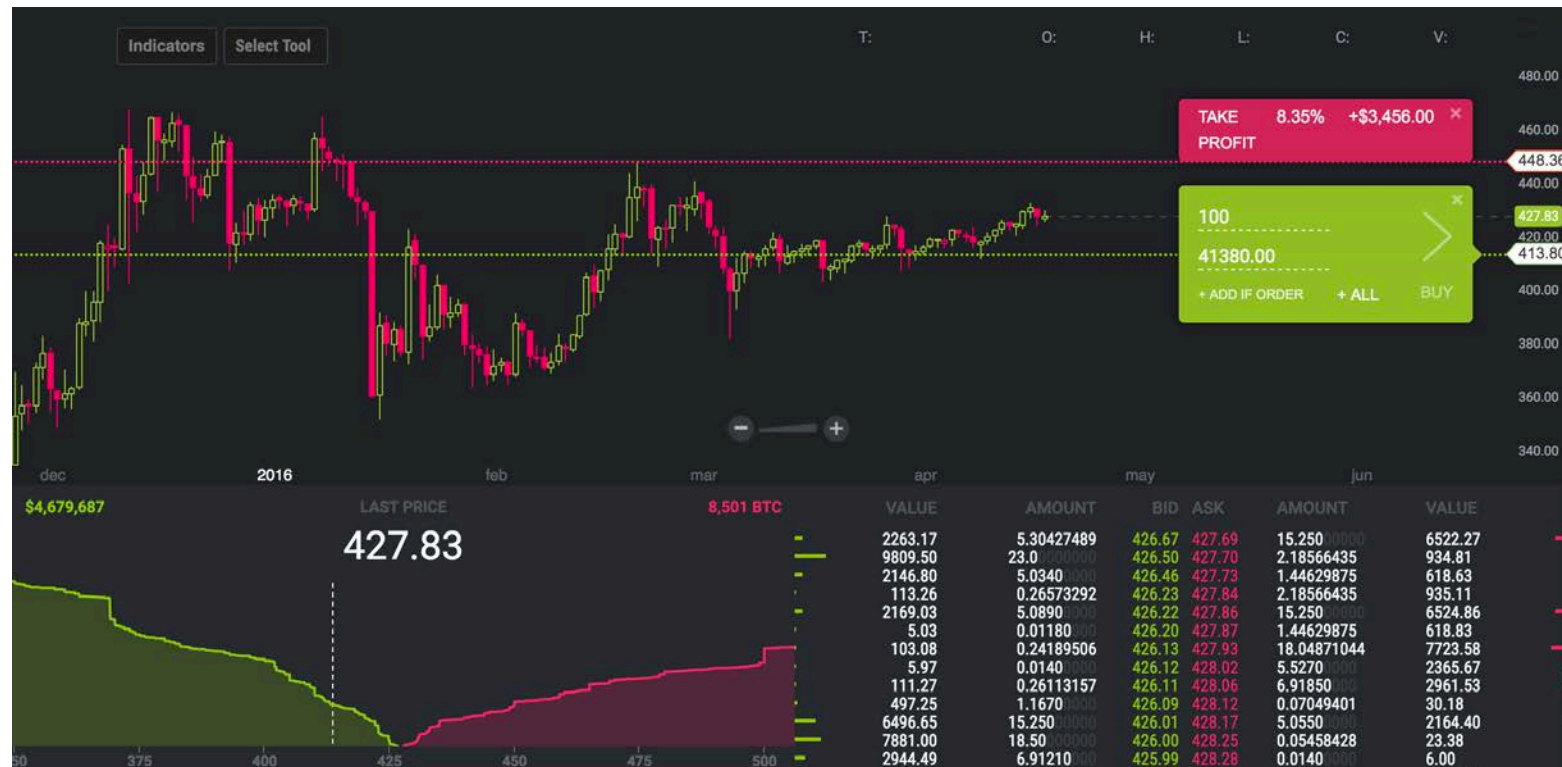
VISUAL EARNINGS

Crowd Sourced & Wall St Consensus Earnings Data



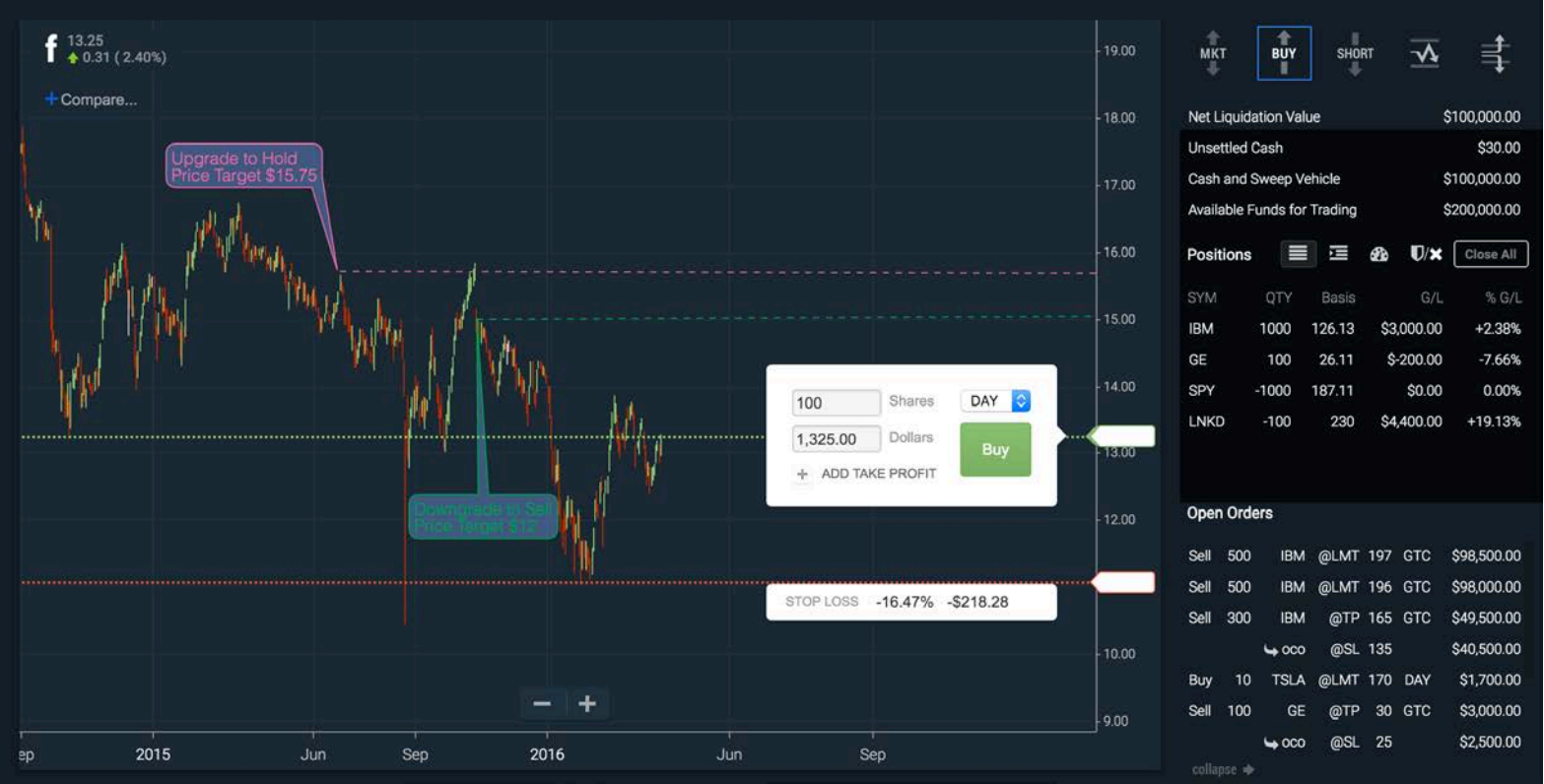
TRADE FROM CHART

Integrated Trade-from-Chart, Depth of Market, & Order Book

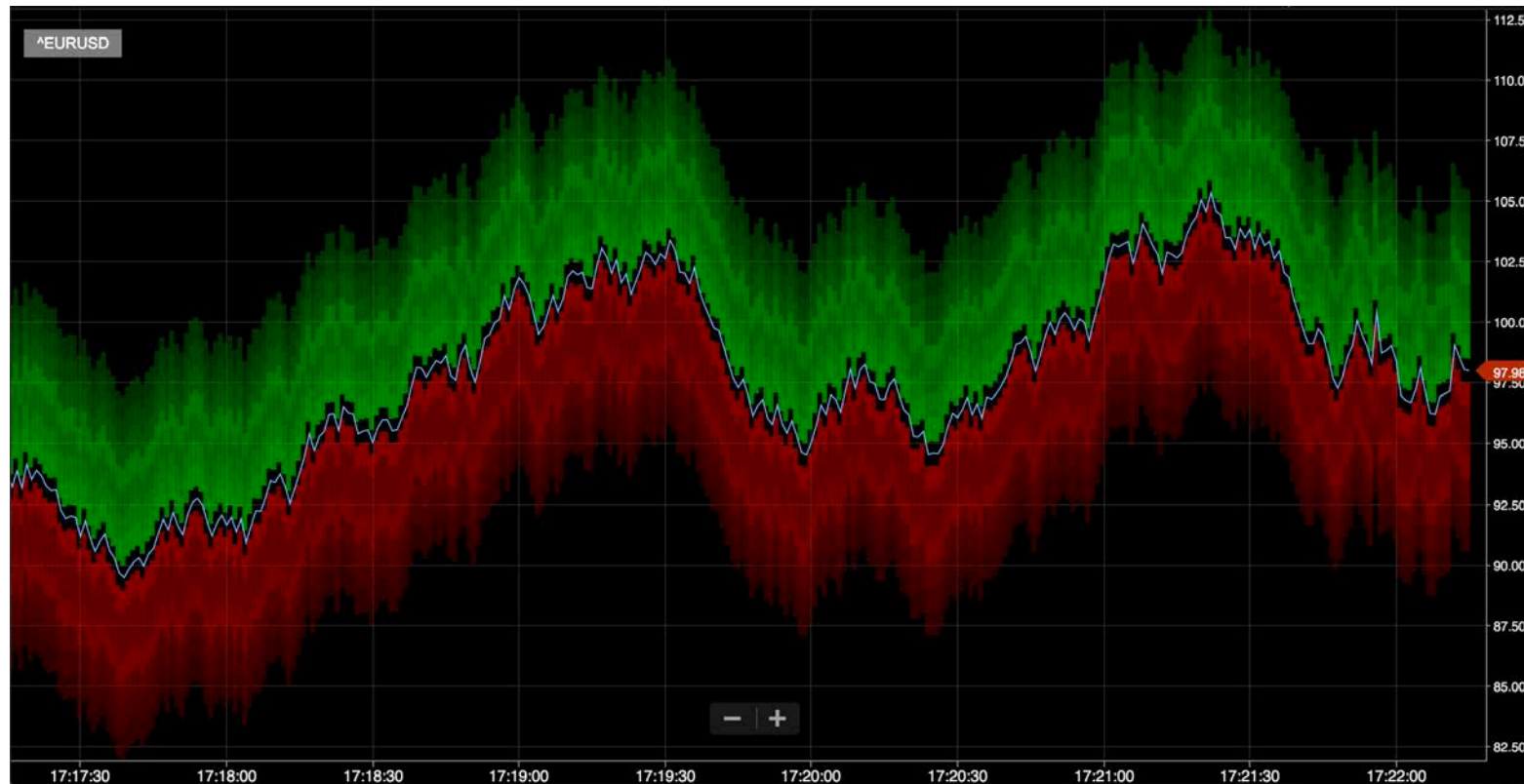


RESEARCH IN THE WORKFLOW

Integrated Sell-Side Research with Trade from Chart



Second-by-Second Depth of Market Overlay



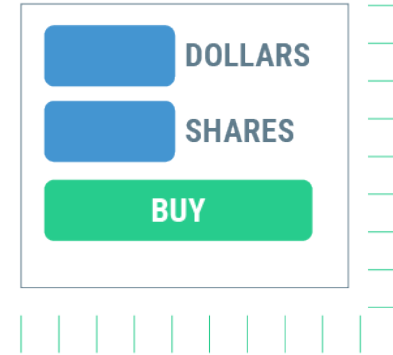
VISUAL TRADE LIFECYCLE



Identify.



Analyze.



Execute.

THE BRIDGE TO HTML5

Thank You!
Thank You!



Questions for ChartIQ?

Please use the “question” function on your webinar control panel to ask a question to the moderator or speakers.



The logo for Cloud9, featuring two red parentheses followed by the text "Cloud9" in white. The background consists of a dark grey field with a pattern of concentric, thin white circles that create a subtle ripple effect.

((Cloud9

Trading and Trader Communications



Daily Capital Markets Activity


300B Shares of Stock

\$5.3T of Currency

\$30B of Bonds

The 2.0 of Things

The way people communicate and consume information is fundamentally changing



Rethinking Trader Communications

If you had a blank slate, how would you connect trading counterparties



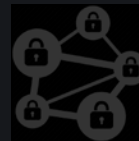
Cloud Based Service



Modern Technology




Desktop Application



Internet Connectivity



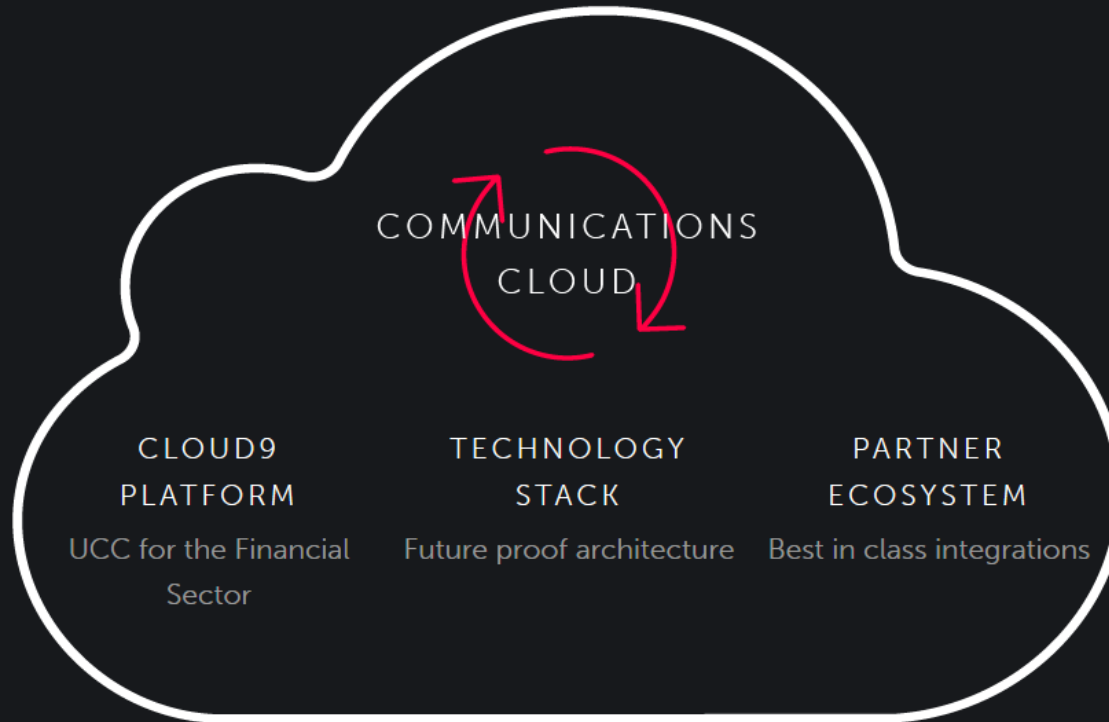
Global Directory



SaaS Business Model



Taking Capital Markets Communication to the Cloud



2,800 Institutional Traders

Serving Users in 34 Countries

500,000 Call Records Daily

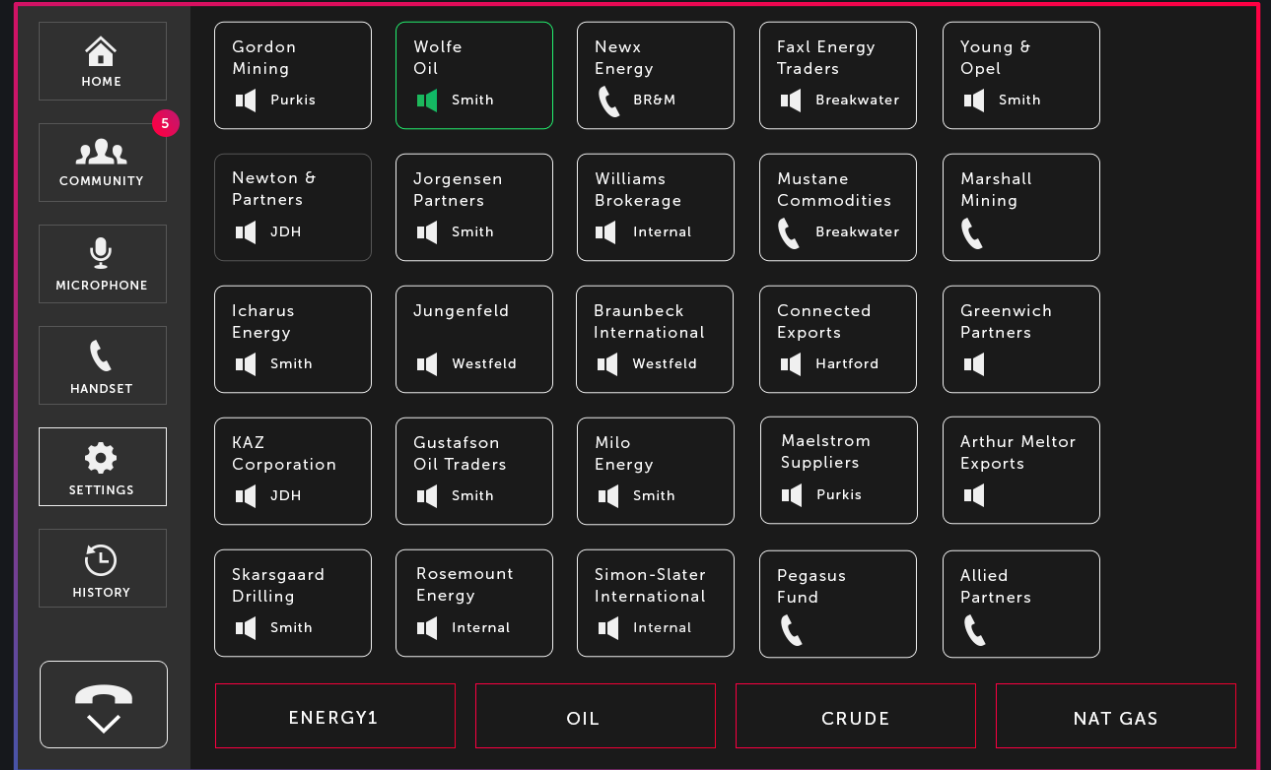
30% Quarter over Quarter Growth

The Benefits: Cutting Costs and Adding Functionality

- Reduces trader voice costs between 30-50%.
- Makes it Easy to Scale Up or Down Based on Business Needs
- Simplify the Installation and Deployment Cycles
- Creates an Overall Better User Experience
- Supports Mobility with Compliance
- Less Expensive and More Robust DR Strategies
- Fully compliant with recording mandates.
- Exceptional degree of security and call encryption.

Building A Community In the Cloud

- Scaling our business and building out our user base
- Securing approvals at tier 1 banks
- Expanding to off trading floor applications
- Voice analytics
- Trade reconstruction
- APIs for recording, data, biometrics, analytics and transcription



Thank You!

Visit www.c9tec.com for a demo or more information about Cloud9.

Questions for Cloud9 Technologies?

Please use the “question” function on your webinar control panel to ask a question to the moderator or speakers.



Complete Financial Information Service

One Product, One Price

Multi-Platform: Desktop . Excel . MATLAB . Mobile

Multi-Asset: Equities – FX – Commodities – Fixed Income

Features: Quotes – Charts – News – Fundamental data - Alerts –
Squawk

Advantages: Simple, intuitive, accessible, ubiquitous, customer
service

Benefits: Increase productivity, significant cost savings, end user
satisfaction



About Money.Net

Who are we

- Development began January 2014
- Deployed to thousands of end users
- Headquarters in Downtown Manhattan
- Independent, privately owned



Market Trends, Issues


- Lack of innovation
- Monopoly pricing
- Poor customer service
- UI and frictionless access expectations
- Systems reliability and stability
- Unencrypted communications



Introducing Money.Net

How Money.Net addresses these issues

- Faster, better, cheaper
- Less expensive
- More intuitive
- Innovative
- More reliable
- More comprehensive
- Great customer service
- Secure



Features

How Money.Net addresses these issues

- Flat US\$150 per month
- Multi-platform: Desktop, Excel, Matlab, Mobile
- Global coverage with professional market information and tools
- Real-time price data: Foreign Exchange, Fixed Income, Equity markets, Commodities
- Economic, fundamental, reference, and financial data
- Professional technical charting system, alerts
- Live breaking market news
- Excel API to update spreadsheets with live feeds, historical data and much more
- Matlab integration for quants, data analysts, and strats
- Single screen or multi screen, save, share and collaborate on screens
- Real time live chat and phone customer support



Advantages

How Money.Net addresses these issues

- Simple, intuitive, accessible to use - can be run anywhere
- Lowest price professional level tools available
- New data and features added at no additional cost
- No hidden fees/add ons


Benefits to Customers

How Money.Net addresses these issues

- Increased productivity
- Significant cost savings
- End user satisfaction

Conclusion

- Open, transparent markets drive the global economy
- The systems that support these markets must deliver the same level of openness, transparency and compliance
- An ecosystem where customers can mix and match best of breed solutions simply and efficiently will dominate in the 21st century





Modern, intuitive, complete, affordable

Questions for Money.net?

Please use the “question” function on your webinar control panel to ask a question to the moderator or speakers.



Meet the Innovators: An Interactive Webinar with Three Fintech Startups

Further questions? Contact the speaker directly:

Jed Devine, Senior Account Executive, ChartIQ: jed@chartiq.com

Greg Kenepp, President, Cloud9 Technologies: greg.kenepp@c9tec.com

Morgan Downey, Chief Executive Officer, Money.net: morgan@money.net

